


T-PORTS⁺

Get Started Guide

Having trouble?

Call **1800 87 67 87** and our support staff will be happy to help.

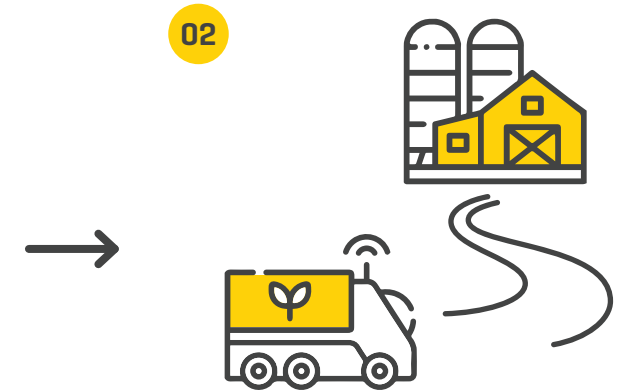
01



Subscribe to T-Ports text message service.

By doing this you will be regularly updated with site opening and closing times, prices at T-Ports delivery sites and other important harvest updates. You can unsubscribe at any time. Visit our website and follow the simple steps.


02




The next step - deliver your grain!

As soon as you have made a delivery to a T-Ports site, we will download your NGR data. You will then be able to access our online services.

T-Ports App



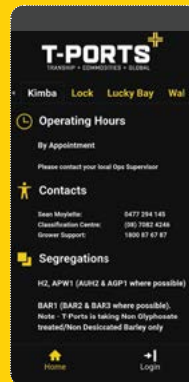
Android



Apple

Download our T-Ports App!

This QR code will take you directly to our App download page.

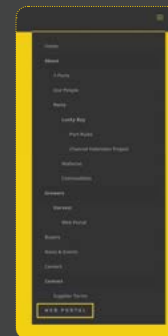


Stay up to date!

You will be able to stay up to date with site info, view your deliveries, Warehouse stock position and create Warehouse transfers.

Web Portal

Login to our Web Portal to view your deliveries in more detail, create and download reports.



To access the **T-Ports Web Portal**, visit our website and choose **WEB PORTAL** from the top right hand corner.

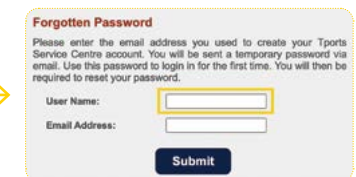
Logging into the App or the Portal for the first time?



Growers - Your User Name is your NGR Payee Number
Clients - Your User Name is your User Name as advised during the registration process

First time users will need to log in using the **Forgot Password** option and follow the step-by-step instructions.

You will need your **Payee number** (Issued by NGR) to log in.



TIP - Already using our online services? You can use the same password for both the App and the web portal. No need to create a new one. Be sure to use your **Payee number** when logging in or creating a new password.